

Giardia lamblia Antigen Test Device Package Insert

Language

English

INTENDED USE

The Giardia Lamblia Antigen Test Device is intended for the qualitative detection of giardia lamblia (Gia) antigens(Ag) from the canine or feline feces

- Individually Packed Test Devices ● Dilute Buffer
- Individually Wrapped Swab ● Package Insert

PRECAUTIONS

- Do not use kit or components beyond the expiration date.
- Do not reuse.
- Do not touch the membrane of the strip.
- Do not use the different samples to avoid cross contamination.
- Use only the supplied test components. Do not replace the buffer with any other liquid.
- The test contains material of animal origin and should be handled as a potential biohazard.

STORAGE AND STABILITY

-
- DO NOT FREEZE.
- The kit components are stable till the expiration dates marked on the corresponding outer packaging and containers.

TEST PROCEDURE

- 1. Sample collection**
Specimen: Feline or Canine fecal secretions
 - Collect feline or canine feces with the provided swab. Peel off the aluminum foil cover of the extraction buffer and place the swab into buffer tube and rotate 6 to 8 times along the sides of the buffer bottle. For best results, the sample should be performed within one hour.
 - Mix thoroughly and stand for 2 minutes.
- 2. Testing**
Please read the instructions carefully before testing. Bring devices, reagents and specimens and/or controls to room temperature (15~30°C) before use.
 - a) Remove the test from its packing. Label the device with the performed within one hour.
 - b) Put the nozzle back to the buffer tube, transfer 2 drops after 15 minutes.
 - c)

INTERPRETATION OF RESULTS

Positive: Two colored bands appear on the membrane. One band appears in the control region (C) and another band appears in the test region (T).



Negative: Only one colored band appears, in the control region (C). No apparent colored band appears in the test region (T).












Invalid: Control band fails to appear. Results from any test which has not produced a control band at the specified read time must be discarded. Please review the procedure and repeat with a new test. If the problem persists, discontinue using the kit immediately and contact your local distributor.

LIMITATIONS

PERFORMANCE

herpesvirus

INDEX OF SYMBOLS

	Manufacturer		Consult instructions for use
	Temperature limitation		Catalog number
	Do not reuse		Contains sufficient for <n> tests
	Batch code		Used by
	Authorized representative in the European Community		



Assure Tech. (Hangzhou) Co., Ltd.

Building 4, No. 1418-50, Moganshan Road, Gongshu District, Hangzhou, 310011 Zhejiang, P.R. China
contact@diareagent.com



MedUnion S.L.

Carrer de Tapioles,33, 2-1, Barcelona, 08004, Spain
E-mail: rep@themedunion.com